

.V. EVER TYPE

1. Removing links

Using a screwdriver, raise up the bend on the end of the links. (Fig. 1) Slide the band in the direction of the raised bend. (Fig. 2).

NOTE: Pay attention when using a screwdriver to raise up the bend on the end of the links. (Fig. 3)

2. Reassembly

Reverse the above procedure.

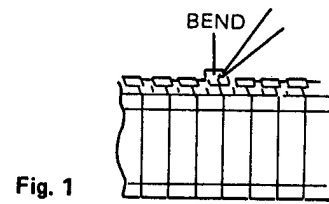


Fig. 1

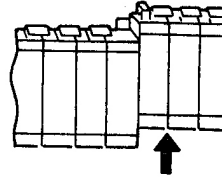


Fig. 2

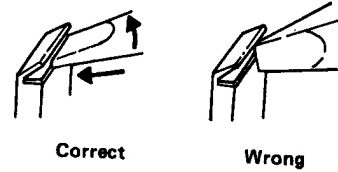


Fig. 3